

Figure 1

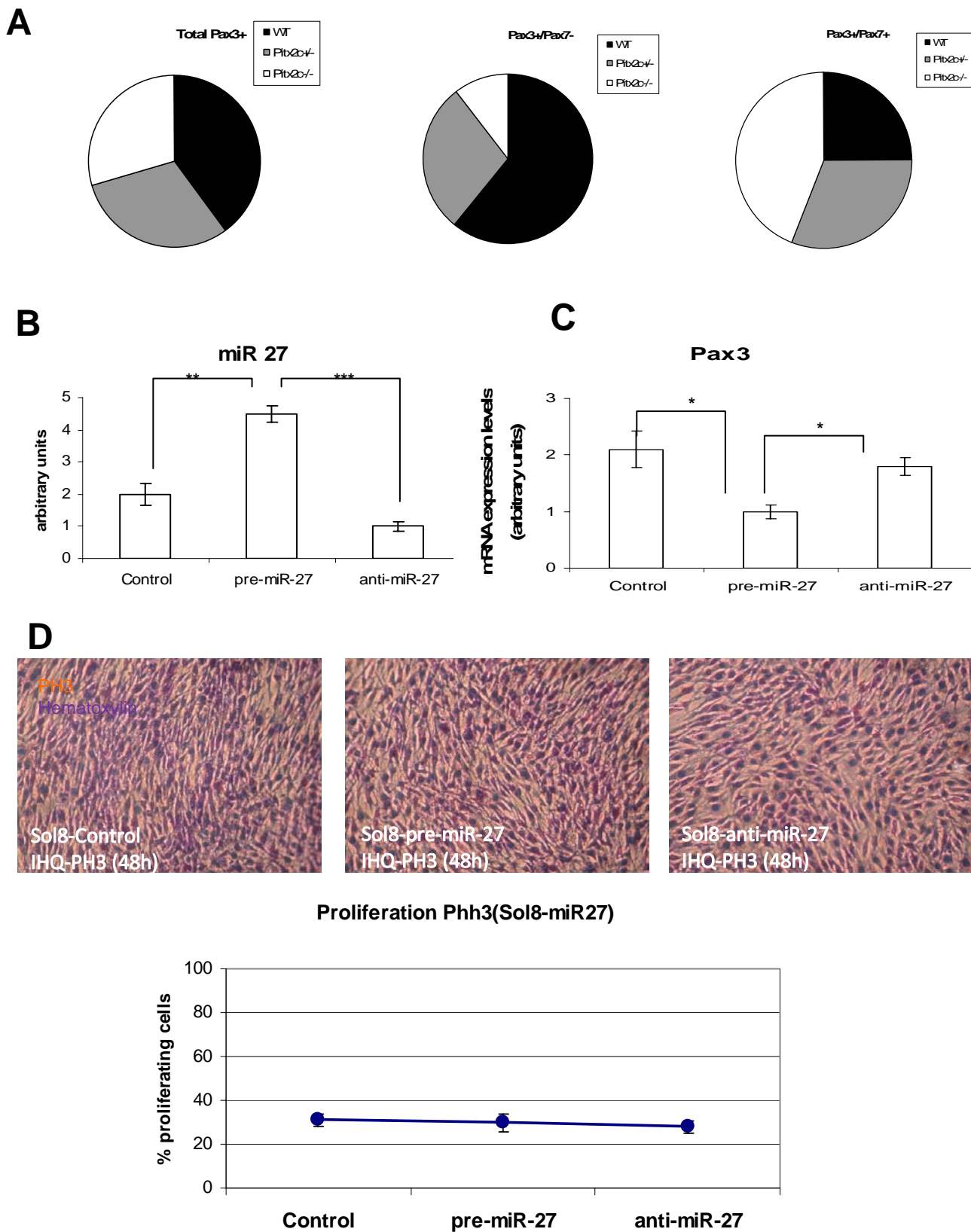
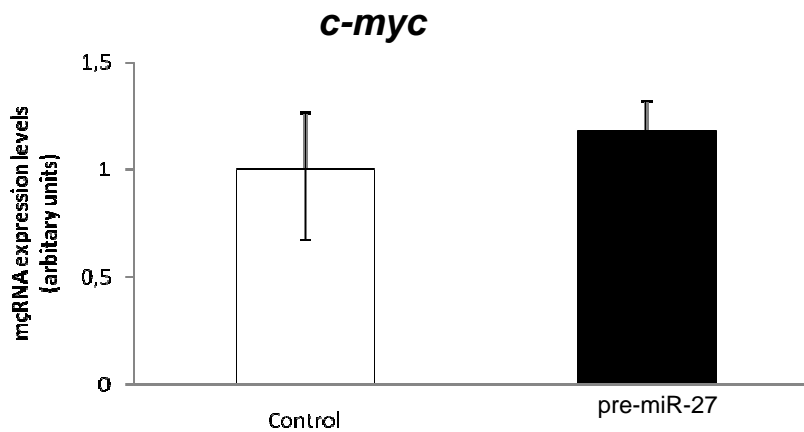
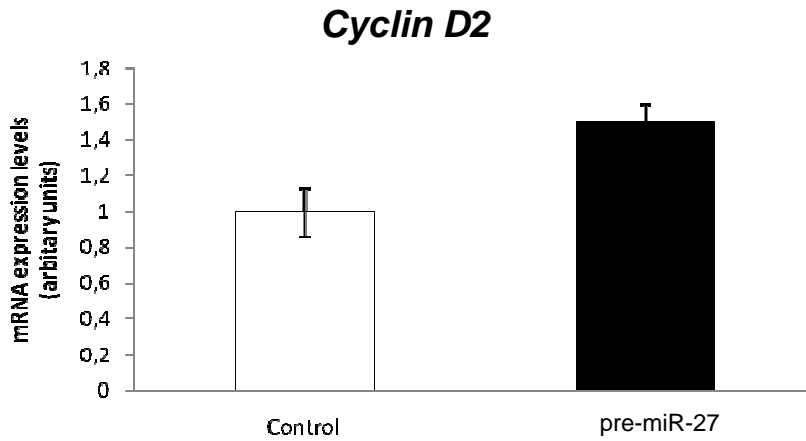
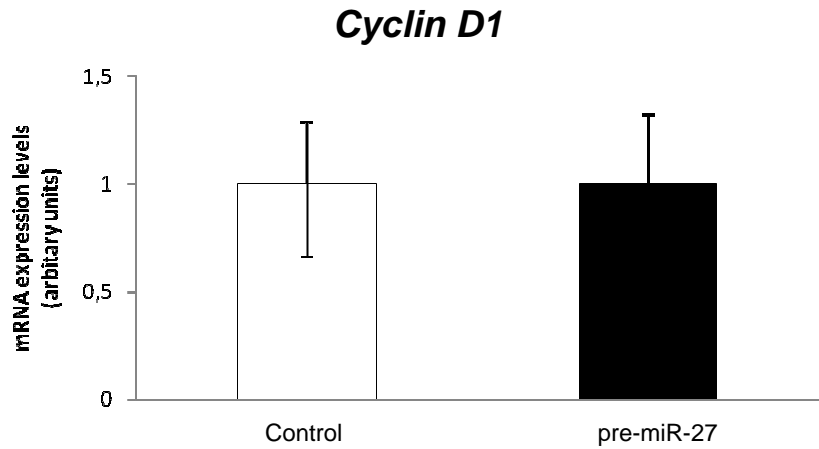


Figure2

Sol8 ~miR-27



# Table 1- Supplementary Data

TABLE 1. Specific Primers, Annealing Temperature and Amplicon Sizes for qRT-PCR				
Gene		Primer	Annealing Temperature	Amplicon Size
<b>B-actin</b>	Sense	5'-CCA GAG GCA TAC AGG GAC-3'	60° C	143 pb
	Antisense	5'-TGA GGA GCA CCC TGT GCT-3'		
<b>Gapdh</b>	Sense	5'-TCT TGC TCA GTG TCC TTG CTG G-3'	60° C	180 pb
	Antisense	5'-TCC TGG TAT GAC AAT GAA TAC GC-3'		
<b>Pitx2c</b>	Sense	5'-CCT CAC CCT TCT GTC ACC AT-3'	60° C	175 pb
	Antisense	5'-GCC CAC ATC CTC ATT CTT TC-3		
<b>c-myc</b>	Sense	5'-TCC TGT ACC TCG TCC GAT TC-3'	60° C	195 pb
	Antisense	5'-GGT TTG CCT CTT CTC CAC AG-3'		
<b>CycD1</b>	Sense	5'-TTG ACT GCC GAG AAG TTG TG-3'	60° C	154 pb
	Antisense	5'-CTG GCA TTT TGG AGA GGA AG-3'		
<b>CycD2</b>	Sense	5'-TCG ATG ATT GCA ACT GGA AG-3'	60° C	201 pb
	Antisense	5'-ATG CTG CTC TTG ACG GAA CT-3'		
<b>MyoD</b>	Sense	5'-GGC TAC GAC ACC GCC TAC TA-3'	60° C	210 pb
	Antisense	5'-TCC CTG TTC TGT GTC GCT TA-3'		
<b>MyoG</b>	Sense	5'-CCA ACC CAG GAG ATC ATT TG-3'	60° C	154 pb
	Antisense	5'-ACC CAG CCT GAC AGA CAA TC-3'		
<b>Pax3</b>	Sense	5'-ACC AGG CAT GGA TTT TCA AG-3'	60° C	175 pb
	Antisense	5'-CAG TGA GAG GGG AGA GAG CA-3'		
<b>Pax7</b>	Sense	5'-ACC ACT TGG CTA CAG TGT GGA-3'	60° C	240 pb
	Antisense	5'-AGT AGG CTT GTC CCG TTT CC-3'		
<b>miR-27a</b>		5'-UUCACAGUGGCUAAGUUCGCG-3'	60° C	pb
<b>miR-27b</b>		5'-UUCACAGUGGCUAAGUUCUGC -3'	60° C	pb
<b>si-Pitx2c</b>	Sense	5'-GUC CAU ACA AUC UCC GAU AdTdT-3'		
	Antisense	5'-UAU CGG AGA UUG UAU GCA CdTdT-3'		